
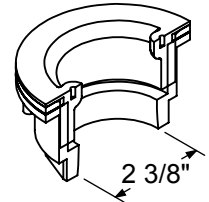
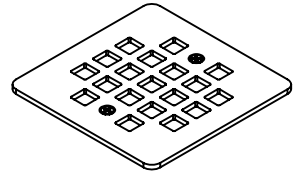


**DRAIN INCLUDED
ON B3 SQUARE ONLY**



**The hatched area represent
the antislip surface**

All dimensions are approximate. Structure measurements must be verified against the unit to ensure proper fit.