



Model 350ASTR

Replacement Double Check Valve Assembly

Application

Designed for drop-in replacement of existing longer lay length assemblies without the need for additional spools or spacers, saving 2 to 6 hours of installation labor and up to 2 machine hours per backflow replacement. A custom sized grooved spool installed between the backflow body and downstream shut-off valve allows customer specified assembly lengths to be shipped directly from the factory. Designed for installation on potable water lines to protect against both backsiphonage and backpressure of polluted water into the potable water supply. The Model 350ASTR shall provide protection where a potential health hazard does not exist.



PATENT NO. 8,997,772

Standards Compliance (Horizontal & Vertical)

- ASSE® Listed 1015
- AWWA Compliant C510 (with gates only) , and C550
- UL® Classified
- C-UL® Classified
- FM® Approved
- CSA® Certified
- Approved by the Foundation for Cross Connection Control and Hydraulic Research at the University of Southern California
- IAPMO® Listed
- Meets the requirements of NSF/ANSI/CAN 61*

*(0.25% MAX. WEIGHTED AVERAGE LEAD CONTENT)

Materials

Main valve body	304L Stainless steel
Access covers	304L Stainless steel
Internals	Stainless Steel, 300 Series NORYL™
Fasteners & springs	Stainless Steel, 300 Series
Seal ring	EPDM (FDA approved)
O-ring	Buna Nitrile (FDA approved)

Options (Suffixes can be combined)

- with flanged end NRS gate valves (standard)
- OSY - flanged end OS&Y gate valves
- BG - with grooved end butterfly valves with integral supervisory switches
- BF - with flanged end butterfly valves with integral valves

*New Connected Products. Search [ZCSM-PF](#) on [Zurn.com](#) for details.

Accessories

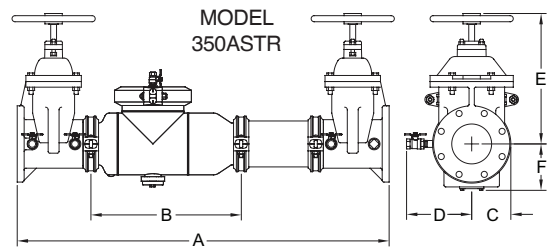
- Connected Pressure Monitor (Model ZCSM-PF)*
- Connected Flow Meter Option (Model ZCSM-BTM must be ordered with Model ZCSM-PF)*
- Repair kit (rubber only)
- Thermal expansion tank (Model XT)
- OS & Y Gate valve tamper switch (OSY-40)

Features

Sizes: 2 1/2", 3", 4", 6", 8", 10"
 Maximum working water pressure 175 PSI
 Maximum working water temperature 140°F
 Hydrostatic test pressure 350 PSI
 End connections

(Grooved for steel pipe)
 (Flanged bolt pattern)

AWWA C606
 ASME B16.42
 Class 150

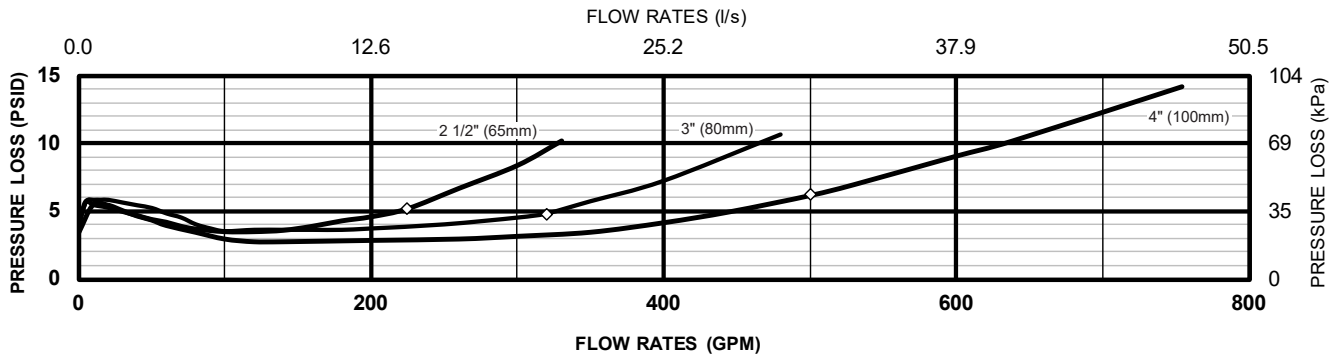


Dimensions & Weights (do not include pkg.)

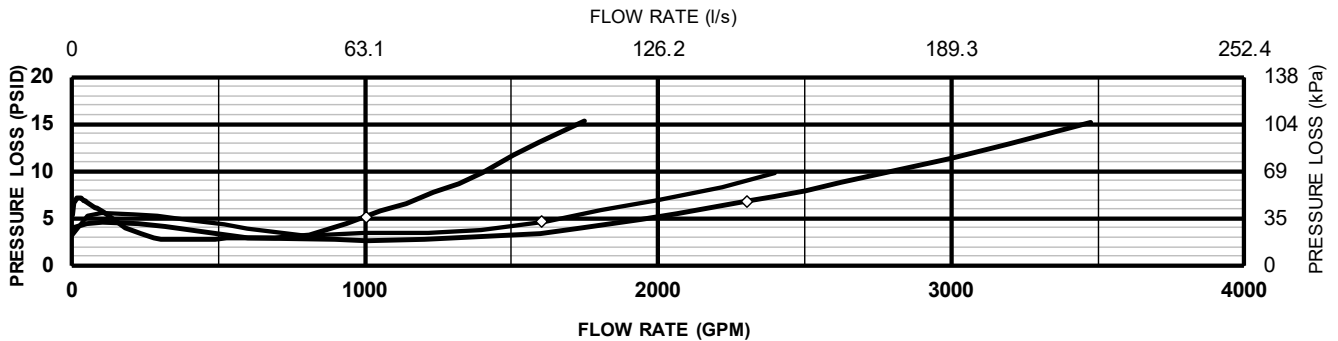
MODEL 350ASTR SIZE	WEIGHT W/MAX. SPOOL LENGTH												
	WITH NRS GATES (GXF)		WITH OS&Y GATES (GXF)		WITH NRS GATES (GXG)		WITH OS&Y GATES (GXG)		WITH BUTTERFLY VALVES (GXG)		WITH BUTTERFLY VALVES (GXF)		
	in.	mm	lbs.	kg	lbs.	kg	lbs.	kg	lbs.	kg	lbs.	kg	
2 1/2	65	100	45	118	54	90	41	108	49	87	40	98	44
3	80	120	55	138	63	108	49	126	57	95	43	108	49
4	100	184	84	220	100	164	74	196	89	106	48	128	58
6	150	306	139	364	165	276	125	342	155	178	81	208	95
8	200	613	279	695	316	573	260	641	291	395	179	477	216
10	250	867	394	963	438	815	370	905	411	541	245	599	272

MODEL 350ASTR SIZE	DIMENSION (approximate)																								
	A				A WITH BUTTERFLY VALVES				B		C		D		E NRS GATE		E OS&Y OPEN		E OS&Y CLOSED		E BUTTERFLY VALVE		F		
	in.	mm	min	max	in.	mm	min	max	in.	mm	in.	mm	in.	mm	in.	mm	in.	mm	in.	mm	in.	mm	in.	mm	
2 1/2	65	34	47 1/8	864	1197	31	44 1/8	787	1121	16 5/8	422	4 1/2	114	7 1/4	184	11 1/2	292	17 3/4	451	15 3/8	391	8 1/4	210	5	127
3	80	35	48 1/8	889	1222	31 1/2	44 5/8	800	1133	16 5/8	422	4 1/2	114	7 1/4	184	12 3/4	324	20 1/4	514	17	432	8 1/2	216	5	127
4	100	37 3/8	62 1/4	949	1581	32 5/8	57 1/2	829	1461	16 5/8	422	4 1/2	114	8	203	14 1/2	368	22 1/2	572	18 1/4	464	9	229	5	127
6	150	46	71 1/4	1168	1810	39	64 1/4	991	1632	22 1/4	565	5 1/2	140	10	254	18	457	30 1/2	775	24 1/4	616	10 1/4	260	6	152
8	200	55 3/4	86	1416	2184	48 3/4	79	1238	2007	29 1/2	749	9 1/4	235	11	279	21 1/8	537	37	940	28 1/2	724	18 1/2	470	8 3/8	213
10	250	58 5/8	100 5/8	1489	2556	52 5/8	94 5/8	1337	2403	29 1/2	749	9 1/4	235	12	305	24 3/4	629	45 5/8	1159	34 3/4	883	18 1/2	470	8 3/8	213

MODEL 350ASTR 2 1/2", 3" & 4" (STANDARD & METRIC)



MODEL 350ASTR 6", 8" & 10" (STANDARDS AND METRIC)



Typical installation

Local codes shall govern installation requirements. Unless otherwise specified, the assembly shall be mounted at a minimum of 12" (305mm) and a maximum of 30" (762mm) above adequate drains with sufficient side clearance for testing and maintenance. The installation shall be made so that no part of the unit can be submerged.

Order Configuration

- Exact in field measurements are required when ordering the assembly. Please have the assembly length ready when ordering.
- All assemblies are custom made to order and all sales are final.
- Lead time is approximately one week.

Generic part number used for ordering:

X-350ASTR*-Y

where X= NOMINAL VALVE SIZE (212 REPRESENTS 2-1/2")

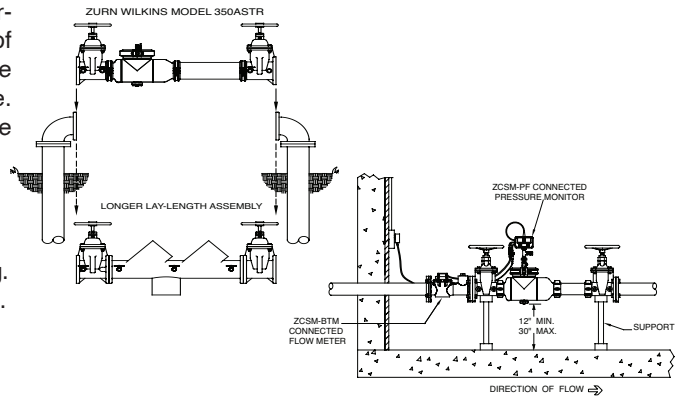
Y= ASSEMBLY LENGTH SUFFIX: choose A-C from table at right (exact in field measurements must be given to customer service representative)

*= ADDED OPTIONS (use suffixes designated in OPTIONS section on previous page)

EXAMPLE

To order a 4" Model 350 ASTR with OS&Y gate valves and an assembly length of 52 3/8", the part number would be: 4-350ASTROSY-B.

The length of 52 3/8" would be given to Customer Service.



INDOOR INSTALLATION
(350ASTR with ZCSM-PF Connected Pressure Monitor and ZCSM-BTM Connected Flow Meter accessories)

NPS	ASSEMBLY LENGTH SUFFIX					
	A		B		C	
	From	To	From	To	From	To
2-1/2"	34"	47 1/8"				
3	35"	48 1/8"				
4	37 3/8"	50"	50 1/16"	62 1/4"		
6	46"	59"	59 1/16"	71 1/4"		
8"	55 3/4"	74"	74 1/16"	86"		
10"	58 5/8"	77"	77 1/16"	89"	89 1/16"	100 5/8"

Specifications

The Double Check Backflow Prevention Assembly shall be certified to NSF/ANSI/CAN 61, ASSE® Listed 1015, and supplied with full port gate valves. The main body and access cover shall be 304L Stainless Steel, the seat ring and check valve shall be NORYL™, the stem shall be stainless steel (ASTM A 276) and the seat disc elastomers shall be EPDM. The checks shall be accessible for maintenance without removing the device from the line. The Double Check Backflow Prevention Assembly used for all backflow replacements shall be a ZURN WILKINS Model 350ASTR.